



QUALITY & CRAFTSMANSHIP

RIVERMEADE

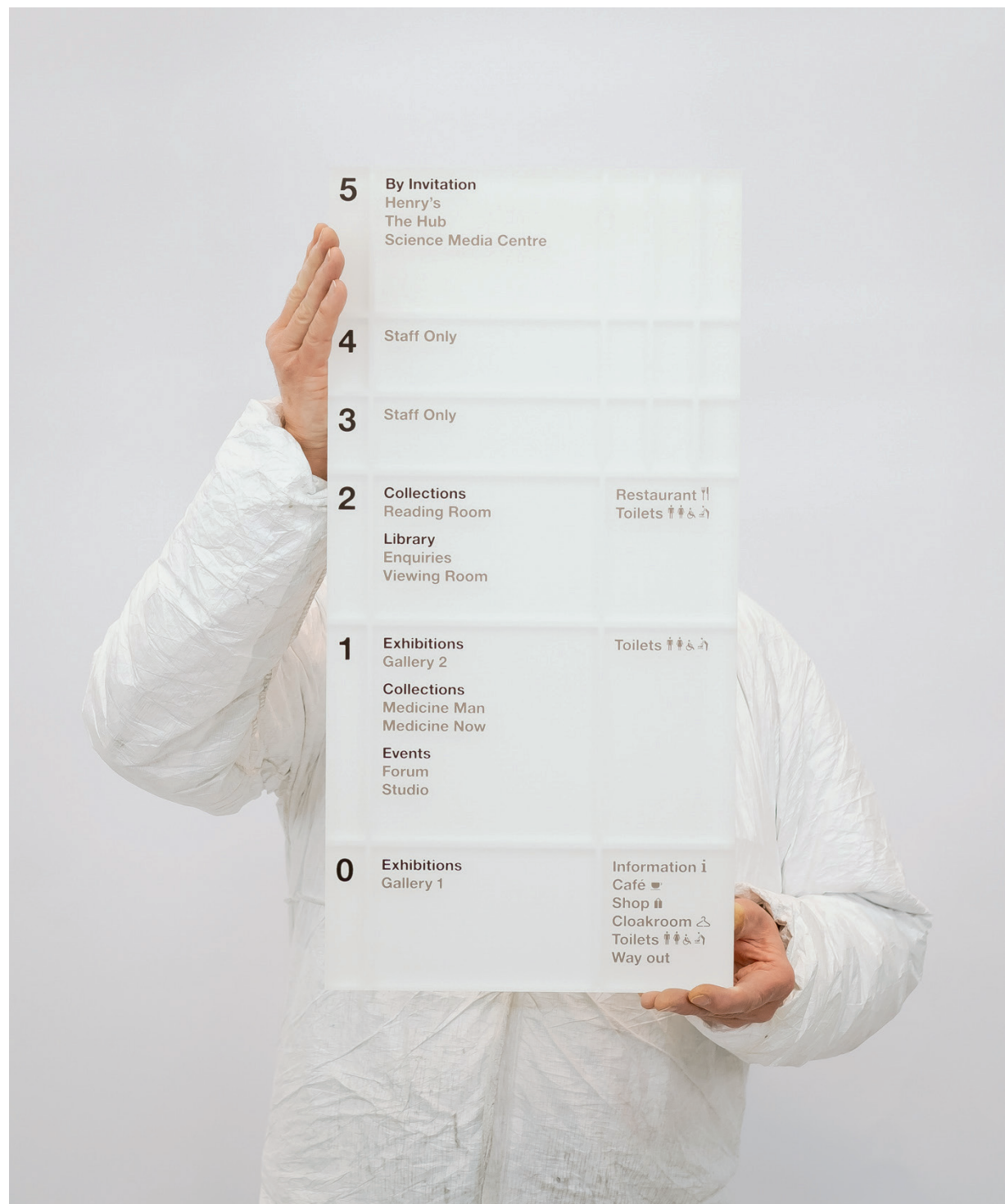
SINCE 1974

→ *Wellcome Collection, London*

A fascinating museum, library and exhibition space that celebrates the connections between science, medicine, life and art. A complete sign scheme integrated with the newly refurbished spaces. Design by Holmes Wood.

The people *behind* the signs.

The Rivermeade team is the strength of the company. Many at Rivermeade have been with us for all or most of their working lives – staff turnover is minimal. We work closely together, support each other with only one goal – to give the best possible service to our customers.



| | | |
|---|--|---|
| 5 | By Invitation Henry's The Hub Science Media Centre | |
| 4 | Staff Only | |
| 3 | Staff Only | |
| 2 | Collections Reading Room Library Enquiries Viewing Room | Restaurant 11 Toilets 11 12 13 |
| 1 | Exhibitions Gallery 2 Collections Medicine Man Medicine Now Events Forum Studio | Toilets 11 12 13 |
| 0 | Exhibitions Gallery 1 | Information i Café ☕ Shop 11 Cloakroom 12 Toilets 11 12 13 Way out |

We make *everything* here.

That way we keep control of quality and delivery. We have factories in London and Gateshead and a works team that is multi-disciplined and dedicated. This gives us a huge degree of flexibility throughout the design development and manufacturing process to ensure that your signs are ready on time and made to the most exacting standards. Designers and specifiers are encouraged to visit us – there is always interesting work to see.





↑ *Battersea Power Station, London*

The iconic Grade II* listed building and surrounding area now re-created as an exciting mix-use commercial and residential neighbourhood. Large scale external signs, internal signs in the residences and turbine hall. Design by Holmes Wood.

Public & commercial

Aga Khan Centre London

Battersea Power Station

BBC Salford

Bloomberg, London

Derby City Centre

Manchester Library & Town Hall

NOVA, London

QElI Centre

Verulam Point

Public & commercial



↑ BBC Media City Salford

An important milestone for the BBC moving many departments and staff from London to Salford. A complete internal sign scheme. Design by ID-SR (Sheppard Robson).



↗ Manchester Library and Town Hall

The re-furbishment of Manchester Library and Town Hall Extension has transformed the buildings into a welcoming space for business and leisure. A complete internal sign scheme including safety signs. Design by Rivermeade, Ryder Architecture and Ian Simpson Architects.

→ Verulam Point St. Albans

From dated office block to prestigious workspace the Cat A refurbishment of Verulam Point has been an incredible transformation. Design by Spratley & Partners.



Public & commercial



↑ Battersea Power Station, London

The iconic Grade II* listed building and surrounding area now re-created as an exciting mix-use commercial and residential neighbourhood. Large scale external signs, internal signs in the residences and Turbine Hall. Design by Holmes Wood.

↗ Derby City Centre

A pedestrian sign scheme using fingerposts and monoliths. The shape of the extruded support posts derives from a gear – an echo of Derby's engineering history. Design by Placemarque.

→ Aga Khan Centre, London

A striking building in the area behind King's Cross containing numerous courtyards and gardens. A complete interior and exterior sign scheme designed to echo the minimal building by a leading Tokyo architect. Design by Rivermeade and brightdotdesign.

→ NOVA Victoria

A newly created area provides residential and commercial accommodation as well as extensive restaurant and recreational outlets. External stainless steel signs including illuminated monoliths. Design by PLP Architecture.





Retail

Bluewater

Coal Drop's Yard, London

Fabergé

Hammerson

Harrods, London

Mailbox, Birmingham

Manchester Arndale

Sotheby's

Westquay, Southampton

↑ *Harrods, London*

Rivermeade developed a design concept from Pentagram into a family of directional and location signs illuminated with light sheets. Design by Pentagram and Rivermeade.



↑ Westquay Shopping Centre, Southampton

A Hammerson Shopping Centre. A complex, curved and illuminated high level logo sign. Design by Holmes Wood.

↗ Sotheby's London

One of London's leading auction houses. Rivermeade worked closely with the Sotheby's design team to develop a series of directional and location signs to complement the new reception area and reflect the qualities of the Sotheby's brand. Design by Sotheby's and Rivermeade.

→ Mailbox, Birmingham

A high end shopping and office development in the city centre of Birmingham. It serves as the base for BBC Birmingham and houses one of seven Harvey Nichols department stores in the United Kingdom. The signs are a fresh approach to directing visitors around a retail area. Design by Holmes Wood.



Retail



↑ Coal Drops Yard

Part of the exciting development behind King's Cross Station - an old industrial area transformed. A family of bronze directional and location signs. Design by Holmes Wood.

→ Harrods, London

Rivermeade developed a design concept from Pentagram into a family of directional and location signs most of which are internally illuminated using light sheets rather than conventional LEDs. A very large manufacturing project. Design by Pentagram and Rivermeade.

↗ Bullring, Birmingham

A Hammerson shopping centre. The signs were designed to be easily updated to accommodate tenant changes. Design by Holmes Wood.



Hotels & resorts

Adare Manor Ireland

Belmond Cadogan London

Corinthia London

Curtain Hotel Shoreditch

Hilton Park Lane

Kimpton Fitzroy London

London Hilton Metropole

L'Oscar London

Nomad

Principal Manchester

Rosewood London

Le Touessrok Mauritius

The Beaumont

The Wigmore London



→ *The NoMad, London*
London's newest boutique hotel
inside the former Bow Street
Magistrates' Court. Design by New
York based interior design studio
Roman and Williams.

Hotels & Resorts



↑ Hilton Park Lane, London

As part of the refurbishment of the conference and banqueting area of the hotel Rivermeade provided signs using individual bronze letters. Design by The GA Group.

↗ Rosewood, London

The original Edwardian Grade II-listed building renovated to create a luxury hotel with the ambiance of a stylish London residence. All internal and external signs. Design by Robert Louey Design

↗ The Beaumont, London

Opened in 2014, The Beaumont is a five-star luxury London hotel with an old world aesthetic and values inspired by the great hotels of the 1920s. Design by Rivermeade.

→ Principal, Manchester

Rivermeade provided wayfinding and sign design consultancy for six very different Principal hotels. This is the very successful conversion of a former landmark insurance building. Design by Rivermeade and Georgious Group.



Hotels & Resorts



↑ *Le Touessrok, Mauritius*

A simply beautiful and luxurious resort hotel. Site survey, design development and manufacture of a family of external signs. The extreme weather conditions on the island posed difficult challenges with the choice of materials and manufacturing specification. Design by Pentagram.

↗ *Belmond Cadogan Hotel, London*

Once the haunt of London high society, Oscar Wilde, was arrested in room 118, now completely refurbished. All internal and external signs. Design by The GA Group.

↗ *London Hilton Metropole*

Many of the bedroom areas have been refurbished. Rivermeade provided the new signage throughout designed to maximise legibility in a large and complex building.

→ *Kimpton Fitzroy, London*

A fantastical looking 19th century landmark building in Bloomsbury with a famous ornate terracotta exterior. All internal and external signs designed by Rivermeade.





Residential

Abell & Cleland

Battersea Power Station

Chelsea Barracks

Fenman House

Gasholders Building

Manchester Life

One Kensington Gardens

Richmond Estate

Tapestry Building

Television Centre

West End Gate

↑ *Gasholders Building, London*

Luxury apartments created within an old gas holder in an area behind King's Cross Station. All internal and external signs designed by Holmes Wood.

Residential



↑ Chelsea Barracks, London

One of the finest residential developments in London on an iconic site with 7 garden squares, town houses and apartments. All internal and external signs designed by Squire & Partners.

→ One Kensington Gardens, London

A development of luxurious apartments in Kensington. All internal and external signs manufactured to a challenging design by David Chipperfield Architects.

↗ Richmond Bridge Estate London

A delightful estate of luxury apartments on the banks of the Thames. Rivermeade replaced the existing sign scheme with etched brass plates designed by Jeremy Pemberton, one of the residents.



Residential



↑ Tapestry Building, London

The industrial area behind King's Cross has been transformed with luxury residential buildings, shops and restaurants. Design by Holmes Wood.

➤ Faraday House, London

Residential apartments within the huge development at Battersea Power Station. All internal and external signs designed by Holmes Wood.

➔ Televison Centre, London

Originally home to BBC Television and now regenerated into an area with apartments, an office building, cinema, restaurants and a hotel. All internal and external signs designed by Holmes Wood.





↑ *Natural History Museum, London*

Sir David Attenborough's compelling words, '*The future of the natural world, on which we all depend, is in our hands*' were unveiled in bronze lettering outside the Museum's main entrance.

Arts & Heritage

Castle Howard

English Heritage

HOME Manchester

Haddon Hall

National Portrait Gallery

National Trust

Natural History Museum

Royal Academy of Dance

Salisbury Cathedral

Science Museum

Somerset House

Stonehenge

The Box

The V&A

Wellcome Collection

Wigmore Hall

Arts & Heritage



↑ English Heritage, Stonehenge

The most visited EH site. Signs throughout the site made when the new Stonehenge Visitors' Centre opened in 2013. Design by Denton Corker Marshall.

➤ Science Museum Medicine Galleries

New galleries and home to the most significant medical collections in the world. *'Quietly Stunning'* says The Times. All interpretive and secondary signs designed by Holmes Wood.

➔ Castle Howard, Yorkshire

A striking new external sign scheme for Castle Howard made by Rivermeade designed by Whybrow Pedrola.



Arts & Heritage



↑ National Portrait Gallery, London


The *Inspiring People* project has transformed the NPG. This is a complete re-presentation of the collection combined with a significant re-furbishment of the building. Design by Holmes Wood.

↗ Royal Academy of Dance, London

"The new global headquarters gives RAD better education and training facilities, a new shop and cafe. Design by Wolfe Hall.

→ The Box, Plymouth

The Box is Plymouth's major new museum, art gallery and archive. Galleries showcase the city's various collections, works of art, archive film and photography. Design by Holmes Wood.



Arts & Heritage



↳ National portrait Gallery, London

The *Inspiring People* project has transformed the NPG. This is a complete re-presentation of the collection combined with a significant re-furbishment of the building. Design by Holmes Wood.

→ Royal Academy of Dance London

The new global headquarters gives RAD better education and training facilities, a new shop and cafe.

These include seven brand new studios; the Aud Jebsen Studio Theatre; the Wolfson Library; and an archive housing and displaying a collection of over 75,000 dance and RAD related objects. Design by Wolfe Hall.





→ *The Catalyst, Staffordshire*

The Catalyst is a University within a building. It brings together social, study, teaching and support functions as well as delivering events space, community space, food outlets and more. Design by Holmes Wood.

Education

BPP Business School

Catalyst

London Business School

Oxford Brookes University

OXCIS

Royal College of Art

University of Cambridge

Univeristy of Greenwich

University of Manchester

University of Oxford

University of Winchester

Royal Academy of Dance

Education



↑ Weston Library, Oxford

Part of the Bodleian Library, the main research library of the University of Oxford, reopened within the former New Bodleian Library building in Broad Street. Internal and external signs. Design by Holmes Wood.

↗ The Catalyst, Staffordshire

A University hub providing world-class services and settings to support students through their education and towards their employment, the building will also welcome, both current and future students, staff and employers. Design by Holmes Wood.

→ Oxford Brookes University

Opened in 2013 the John Henry Brookes Building has won national architectural awards. A family of internal and external signs. Design by Holmes Wood.

Education



← Royal Academy of Dance, London

The new global headquarters gives RAD better education and training facilities, a new shop and cafe.

These include seven brand new studios; the Aud Jebsen Studio Theatre; the Wolfson Library; and an archive housing and displaying our collection of over 75,000 dance and RAD related objects. Design by Wolfe Hall.

↗ University of Winchester

A family of internal and external signs including a series of very large monoliths. Design by Holmes Wood.

→ University of Oxford

For many years Rivermeade has manufactured and installed signs for the many buildings and areas operated by the University. Design by Holmes Wood.





↑ Wimbledon AELTC, London

"Firstly can I just reiterate how incredible all the wayfinding is looking. I know it has been a real push but you should all be incredibly proud of it, I know I am. Please extend my thanks to the wider team."

Emily Kavanagh Collins

Creative Operations Lead Communications & Marketing
AELTC

Sports & Leisure

Emirates Stadium

London Aquatics Centre

London 2012 Olympics Stadium

Manchester City Stadium

The O2 Arena

The Oval

Oxford University Sports Centre

Sir Chris Hoy Velodrome

Twickenham Stadium

West Ham Stadium

Wimbledon AELTC

Sports & Leisure



↑ Wimbledon AELTC, London

Rivermeade has successfully completed a major wayfinding project for The All England Lawn Tennis Club at Wimbledon. Some 750 individual signs were manufactured and installed across the Grounds and Centre Court in time for The Championships 2022.



↗ Twickenham Stadium, London

The home of England Rugby. All of the external and internal signs at the time of the re-furbishment of the stadium in 2009 designed by Richard Conn.

→ Wimbledon AELTC, London

Additional work in No. 1 Court area was completed in 2023. Many of the signs were extremely complex and included information kiosks and items of furniture. Design by Maynard..





↑ *Oak Cancer Centre, London*
A new research and treatment facility, funded by The Royal Marsden Cancer Charity. All signs designed, manufactured and installed by Rivermeade.

Health

Fetal Clinic

Oak Cancer Centre

The Manor Surgery

Schoen Clinic

St. Bernard's Hospital, Gibraltar

Whittington Hospital

Health




↑ *Fetal Medicine Research Institute, London*

All interior and exterior signs on 5 floors of a modern hospital and research facility in South London occupied by the Fetal Medicine Foundation and King's College Hospital. Design by A21 Architects

→ *Oak Cancer Centre, London*

A new research and treatment facility, funded by The Royal Marsden Cancer Charity. All signs designed, manufactured and installed by Rivermeade.





↑ A sign illuminated with a light sheet being tested. This method of illumination provides a completely even light distribution with no spotting or highlights. A real quality difference.

Safety Signs

We have developed a premium range of fire safety and statutory signs made in high quality materials which will complement the most carefully designed interior.

We also provide a service to survey, plan and locate these signs following DDA 'best sign practice' and current UK and EU legislation.

Safety signs



↑ *Quadrant 3, London*

An illuminated Fire exit sign developed for the Quadrant 3 building in Regent's Street. The sign housing has been made from bronze toned brass to match the metal finishes throughout the building.

↗ *Manchester Library & Town Hall*

A double sided non-illuminated sign held within a stove enamelled frame and suspended on stainless steel rods. The face panel is stove enamelled aluminium silk screen printed. This illustrates the quality difference between a Rivermeade manufactured sign and a conventional 'off the shelf' solution.

→ *Bloomberg, London*

Fire exit sign, symbols and level indicator cut from aluminium. This unusual Fire exit graphic requires Building Control approval.





Talk to us

All images copyright of Rivermeade, with additional images courtesy of Jim Stephenson, Edward Bishop and Luke Hayes.

Rivermeade
Roslin Road
London W3 8BW

Phone +44 (0) 208 896 6900
Email sales@rivermeade.com
Web rivermeade.com

QUALITY & CRAFTSMANSHIP

RIVERMEADE

SINCE 1974