



QUALITY & CRAFTSMANSHIP

RIVERMEADE

SINCE 1974

→ *Wellcome Collection, London*

A fascinating museum, library and exhibition space that celebrates the connections between science, medicine, life and art. A complete sign scheme integrated with the newly refurbished spaces. Design © Holmes Wood.

The people *behind* the signs.

The Rivermeade team is the strength of the company. Many at Rivermeade have been with us for all or most of their working lives – staff turnover is minimal. We work closely together, support each other with only one goal – to give the best possible service to our customers.



We make *everything* here.

That way we keep control of quality and delivery. We have factories in London and Gateshead and a works team that is multi-disciplined and dedicated. This gives us a huge degree of flexibility throughout the design development and manufacturing process to ensure that your signs are ready on time and made to the most exacting standards. Designers and specifiers are encouraged to visit us – there is always interesting work to see.





↑ *Duke of York Square, London*

A newly created public space close to Sloane Square in Chelsea. Location and directional signs in bronze. Design © Holmes Wood.

Public & commercial

Aga Khan Centre London

Battersea Power Station

BBC Salford

Bloomberg, London

Derby City Centre

Duke of York Square, London

ExCel Centre

Manchester Library & Town Hall

NOVA, London

QEII Centre

Public & commercial



↑ BBC Media City Salford

An important milestone for the BBC moving many departments and staff from London to Salford. A complete internal sign scheme. Design © ID-SR (Sheppard Robson).

➤ Bloomberg, London

The new headquarters building in the city of London designed by Foster + Partners was named UK's best building in 2018. A complete internal sign scheme including safety signs. Design © Whybrow Pedrola.

➤ Manchester Library and Town Hall

The re-furbishment of Manchester Library and Town Hall Extension has transformed the buildings into a welcoming space for business and leisure. A complete internal sign scheme including safety signs. Design © Rivermeade / Ryder Architecture / Ian Simpson Architects.



Public & commercial



↑ Battersea Power Station, London

The iconic Grade II* listed building and surrounding area now re-created as an exciting mix-use commercial and residential neighbourhood. Large scale external signs as well as internal signs in the residences. Design © Holmes Wood.

➤ Derby City Centre

A pedestrian sign scheme using fingerposts and monoliths. The shape of the extruded support posts derives from a gear – an echo of Derby's engineering history. Design © Placemarque.



➤ Aga Khan Centre, London

A striking building in the area behind King's Cross containing numerous courtyards and gardens. A complete interior and exterior sign scheme designed to echo the minimal building by a leading Tokyo architect. Design © Rivermeade / brightdotdesign.

➤ NOVA Victoria

A newly created area provides residential and commercial accommodation as well as extensive restaurant and recreational outlets. External stainless steel signs including illuminated monoliths. Design © PLP Architecture.





Retail

Bluemwater

Coal Drop's Yard, London

Fabergé

Hammerson

Harrods, London

Mailbox, Birmingham

Manchester Arndale

Sotheby's

Westquay, Southampton

↑ *Bullring Shopping Centre, Birmingham*

We have now re-signed several Hammerson owned shopping centres. A complete internal and external sign scheme using innovative materials and manufacturing techniques.
Design © Holmes Wood.

Retail



↑ Westquay Shopping Centre, Southampton

Another Hammerson Shopping Centre. A complex, curved and illuminated high level logo sign. Design © Holmes Wood.

↗ Sotheby's London

One of London's leading auction houses. Rivermeade worked closely with the Sotheby's design team to develop a series of directional and location signs to complement the new reception area and reflect the qualities of the Sotheby's brand. Design © Rivermeade / Sotheby's.

→ Mailbox, Birmingham

A high end shopping and office development in the city centre of Birmingham. It serves as the base for BBC Birmingham and houses one of seven Harvey Nichols department stores in the United Kingdom. The signs are a fresh approach to directing visitors around a retail area. Design © Holmes Wood.



Retail



↑ Coal Drops Yard

Part of the exciting development behind King's Cross Station – an old industrial area transformed. A family of bronze directional and location signs.
Design © Holmes Wood.

→ Harrods, London

Rivermeade developed a design concept from Pentagram into a family of directional and location signs most of which are internally illuminated using light sheets rather than conventional LEDs. A very large manufacturing project.
Design © Rivermeade / Pentagram.



→ *The Curtain Hotel, London*

Shoreditch has been transformed from being rather down market to becoming a major art and entertainment venue for a young, hip crowd. The Curtain is a hotel, a live music venue and a members club. A complete internal and external sign scheme. Design © Rivermeade.



Hotels & resorts

Adare Manor Ireland

Belmond Cadogan London

Corinthia London

Curtain Hotel Shoreditch

Kimpton Fitzroy London

L'Oscar London

Principal Manchester

Rosewood London

Le Touessrok Mauritius

The Wigmore London

Hotels & Resorts



↑ Principal Manchester

Rivermeade provided wayfinding and sign design consultancy for the complete refurbishment of 5 very different Principal hotels. This is a very successful conversion of a former insurance building into a vibrant hotel. Design © Rivermeade / Gorgeous Group.

➤ Corinthia, London

An international luxury hotel in London's Northumberland Avenue. Rivermeade manufactured and installed all of the internal and external signs. Design © Rivermeade / The GA Group.

➤ Rosewood, London

The original Edwardian Grade II-listed building renovated to create a luxury hotel with the ambiance of a stylish London residence. All internal and external signs. Design © Robert Louey Design.



➔ L'Oscar London

A very stylish conversion of the former headquarters of the Baptist Church into an opulent boutique hotel with more than a hint of decadence. All internal and external signs. Design © Rivermeade / Inaria.



Hotels & Resorts



↑ *Le Touessrok Mauritius*

A simply beautiful and luxurious resort hotel. Site survey, design development and manufacture of a family of external signs. The extreme weather conditions on the island posed difficult challenges with the choice of materials and manufacturing specification. Design © Pentagram.

➤ *Belmond Cadogan Hotel London*

Once the haunt of London high society, Oscar Wilde, was arrested in room 118, now completely refurbished. All internal and external signs. Design © The GA Group.

➤ *The Wigmore London*

Part of the Lngham Hotel and described as a deluxe re-imaging of the Great British Pub. All internal and external signs in bronze. Design © Rivermeade.

➤ *Kimpton Fitzroy London*

A fantastical looking 19th century landmark building in Bloomsbury with a famous ornate terracotta exterior. All internal and external signs. Design © Rivermeade.





Residential

Abell & Cleland

Battersea Power Station

Chelsea Barracks

Fenman House

Gasholders Building

Manchester Life

One Kensington Gardens

Tapestry Building

Television Centre

West End Gate

↑ *Gasholders Building London*

Luxury apartments created within an old gas holder in an area behind King's Cross Station. All internal and external signs. Design © Holmes Wood.

Residential



↑ *Gasholders Building London*

The texted glass insert within an open brass frame references the upward movement of a gas holder when full. Design © Holmes Wood.

↗ *One Kensington Gardens London*

A development of luxurious apartments in Kensington. All internal and external signs – the individual letters fixed to a horizontal bar were a challenge to manufacture. Design © David Chipperfield Architects.

→ *Television Centre London*

Originally home to BBC Television and now regenerated into an area with apartments, an office building, cinema, restaurants and a hotel. All internal and external signs. Design © Holmes Wood.



Residential



↑ *Chelsea Barracks London*

One of the finest residential developments in London on an iconic site with 7 garden squares, town houses and apartments. All internal and external signs. Design © Squire & Partners.

↗ *Faraday House London*

Residential apartments within the huge development at Battersea Power Station. All internal and external signs. Design © Holmes Wood.

→ *Tapestry Building, King's Cross*

The industrial area behind King's Cross has been transformed with luxury residential buildings, shops and restaurants. Design © Holmes Wood.





↑ *Science Museum, London*

New galleries and home to the most significant medical collections in the world. 'Quietly Stunning' says The Times. All interpretive and secondary signs. Design © Holmes Wood.

Arts & Heritage

English Heritage

HOME Manchester

Haddon Hall

National Trust

Salisbury Cathedral

Science Museum

Somerset House

Stonehenge

The V&A

Wellcome Collection

Arts & Heritage



↑ *V&A Renaissance & Medieval Galleries*

The galleries tell the story of art and culture from the decline of the Roman Empire to the dawn of the Renaissance through an outstanding collection of objects. The descriptive sign is backed out with gold leaf. Design © Holmes Wood.

➤ *English Heritage Rievaulx Abbey*

English Heritage Rievaulx Abbey. A beautiful and much visited site. All interpretive and operational signs made from cast aluminium to withstand extreme weather conditions over many years. Design © Kellenberger White.

➔ *HOME Manchester*

A centre for international art, theatre and film which has become a very popular Manchester meeting point. All internal and external signs. Design © Rivermeade.



Arts & Heritage



↑ Salisbury Cathedral

Many signs are needed to inform and direct within a cathedral. Rivermeade designed and made a series of hardwood stands with changeable inserts to replace a large collection of permanently printed 'A' boards. Design © Rivermeade.

↗ Haddon Hall

'The finest medieval manor house in England' left almost unchanged over centuries. A complete external sign scheme – this sign at the private entrance. Design © Six Wu.

→ Somerset House London

A working arts centre built on historic foundations around one of the most beautiful courtyards in Europe. A family of external and internal signs. Design © Holmes Wood.



Arts & Heritage



↙ *National Trust Cliveden*

Now a grand hotel, but formerly the setting for the infamous Profumo scandal in 1961. The grounds are managed by National Trust and are open to the public. A family of external directional and operational signs. Design © Holmes Wood.

→ *Natural History Museum*

The iconic NHM logo re-created as a bronze monolith at the main entrance to the Museum. All external signs in bronze. Design © Holmes Wood.

↘ *English Heritage Stonehenge*

The most visited EH site. Signs throughout the site made when the new Stonehenge Visitors' Centre opened in 2013. Design © Denton Corker Marshall.





Education

BPP Business School

London Business School

Oxford Brookes University

OXCIS

Royal College of Art

University of Cambridge

Univeristy of Greenwich

University of Manchester



University of Oxford

University of Winchester

→ *London Business School*

LBS starts a new chapter with the opening of Sammy Ofer Centre, a state of the art teaching hub hosted within the Old Marylebone Town Hall building. All internal and external signs. Design © Holmes Wood.

Education



↑ *University of Greenwich, London*

A family of internal and external signs with a distinctive 3 dimensional look using shaped and coloured flat panels. Design © Holmes Wood.

↗ *Oxford Brookes University*

Opened in 2013 the John Henry Brookes Building has won national architectural awards. A family of internal and external signs. Design © Holmes Wood.

→ *BPP Business School*

A leading business school with 80,000 students a year and 20 locations in the UK. Internal and external signs throughout the estate. Design © David Rose Interior Architecture & Design.



Education



← *Weston Library, Oxford*

Part of the Bodleian Library, the main research library of the University of Oxford, reopened within the former New Bodleian Library building in Broad Street. Internal and external signs. Design © Holmes Wood.

↑ *University of Winchester*

A family of internal and external signs including a series of very large monoliths. Design © Holmes Wood.

→ *University of Oxford*

For many years Rivermeade has manufactured and installed signs for the many buildings and areas operated by the University. Design © Holmes Wood.





↑ *London Olympic Stadium 2012*

All permanent signs inside and outside the main Olympic Stadium for the 2012 Games in London. This massive signing project was delivered on time and within budget. More recently we have provided signs for the transformation to West Ham's football stadium. Design © Populous Activate.

Sports & Leisure

Emirates Stadium

London Aquatics Centre

London 2012 Olympics Stadium

Manchester City Stadium

The O2 Arena

The Oval

Oxford University Sports Centre

Sir Chris Hoy Velodrome

Twickenham Stadium

West Ham Stadium

Sports & Leisure



↑ Twickenham Stadium

The home of England Rugby. All of the external and internal signs at the time of the re-furbishment of the stadium in 2009. Design © Richard Conn.



↗ Emirates Stadium

Home of Arsenal FC. All of the external and internal signs at the time of the re-furbishment of the stadium in 2008. Design © populous activate.



→ London Aquatics Centre

The building designed by Zaha Hadid was originally constructed for the Olympic Games. Signs were manufactured by Rivermeade when the pool became a public facility. Design © Cartlidge Levene.





Health

↑ *Schoen Clinic, London*

The largest family run hospital group in Germany with 23 hospitals has opened its first clinic outside Germany in London. All internal and external signs. Design © Rivermeade.

Fetal Clinic

The Manor Surgery

Schoen Clinic

St. Bernard's Hospital, Gibraltar

Whittington Hospital

Health



↑ *St. Bernard's Hospital Gibraltar*

A former office building converted into Gibraltar's main hospital. All internal and external signs. Design © Rivermeade.


↗ *Whittington Hospital, London*

All internal and external signs made to a new modular design. Design © TP Bennett.

→ *Fetal Medicine Research Institute*

All interior and exterior signs on 5 floors of a modern hospital and research facility in South London occupied by the Fetal Medicine Foundation and King's College Hospital. Design © A21 Architects.





↑ Illuminated fire exit sign. A sign illuminated with a light sheet being tested. This illumination method provides a completely even light distribution with no spotting or highlights.

Safety Signs

We have developed a premium range of fire safety and statutory signs made in high quality materials which will complement the most carefully designed interior.

We also provide a service to survey, plan and locate these signs following DDA 'best sign practice' and current UK and EU legislation.

Safety signs



↑ *Quadrant 3, London. An illuminated*
Fire exit sign developed for the
Quadrant 3 building in Regent's Street.
The sign housing has been made from
bronze toned brass to match the metal
finishes within the building.

↗ *Manchester Library & Town Hall.*
A double sided non-illuminated sign
held within a stove enamelled frame and
suspended on stainless steel rods. The
face panel is stove enamelled aluminium
silk screen printed. This illustrates the
quality difference between a Rivermeade
manufactured sign and a conventional
'off the shelf' solution.

→ *Bloomberg, London.*
Fire exit sign, symbols and level
indicator cut from aluminium. This
unusual Fire exit graphic requires
Building Control approval.





Talk to us

Rivermeade
Roslin Road
London W3 8BW

Phone +44 (0) 208 896 6900
Email sales@rivermeade.com
Web rivermeade.com

QUALITY & CRAFTSMANSHIP

RIVERMEADE

SINCE 1974