



QUALITY & CRAFTSMANSHIP

**RIVERMEADE**

SINCE 1974

→ *Wellcome Collection, London*

A fascinating museum, library and exhibition space that celebrates the connections between science, medicine, life and art. A complete sign scheme integrated with the newly refurbished spaces. Design by Benoy Branded Environments.

# The people *behind* the signs.

The Rivermeade team is the strength of the company. Many at Rivermeade have been with us for all or most of their working lives – staff turnover is minimal. We work closely together, support each other with only one goal – to give the best possible service to our customers.



# We make *everything* here.

That way we keep control of quality and delivery. We have factories in London and Gateshead and a works team that is multi-disciplined and dedicated. This gives us a huge degree of flexibility throughout the design development and manufacturing process to ensure that your signs are ready on time and made to the most exacting standards. Designers and specifiers are encouraged to visit us – there is always interesting work to see.





# Public & commercial

---

40 Leadenhall

---

Aga Khan Centre London

---

Apex, Reading

---

Battersea Power Station

---

BBC Salford

---

Bloomberg London

---

Derby City Centre

---

HUB, Victoria London

---

Manchester Library & Town Hall

---

NOVA, London

---

The Iversen Building

---

Verulam Point

---

↑ *Battersea Power Station, London*

The iconic Grade II\* listed building and surrounding area now re-created as an exciting mix-use commercial and residential neighbourhood. Large scale external signs as well as internal signs in the residences. Design by Benoy Branded Environments

# Public & commercial



## ↑ 40 Leadenhall

40 Leadenhall is a prestigious commercial development in the heart of London's financial district. Rivermeade manufactured and installed a crafted wayfinding system to help visitors navigate a complex space with multiple lift lobbies and double-storey lifts serving only odd or even floors.

## ➤ HUB, Victoria London

HUB Victoria comprises of three distinct buildings: Sky HUB, 123 HUB and 151 HUB, all connected by a feature landscaped public realm with curated retail and leisure.. Design by Jason Badrock.

## ➔ Verulam Point St. Albans

From dated office block to prestigious workspace the Cat A refurbishment of Verulam Point has been an incredible transformation. Design by Spratley & Partners.



# Public & commercial



## ↑ *APEX, Reading*

Apex, a 221,000 sq ft office building revamped for a contemporary workplace experience. Located in the bustling centre of Reading. Design by Jason Badrock.

## ↗ *The Iversen Building, Oxford*


This project features aluminium letters and a striking logo, enhancing the building's modern aesthetic. The Iversen Building offers state-of-the-art, lab-ready shell and core spaces designed to support cutting-edge scientific research and development.

## → *Battersea Power Station, London*

The iconic Grade II\* listed building and surrounding area now re-created as an exciting mix-use commercial and residential neighbourhood. Large scale external signs as well as internal signs in the residences. Design by Benoy Branded Environments.

## → *NOVA Victoria*

A newly created area provides residential and commercial accommodation as well as extensive restaurant and recreational outlets. External stainless steel signs including illuminated monoliths. Design by PLP Architecture.





# Retail

---

Blewater

---

Bullring, Birmingham

---

Cardinal Place, London

---

Coal Drop's Yard, London

---

Hammerson

---

Harrods, London

---

Mailbox, Birmingham

---

Manchester Arndale

---

Sotheby's

---

↑ *Harrods, London*

Rivermeade developed a design concept from Pentagram into a family of directional and location signs illuminated with light sheets. Design by Pentagram and Rivermeade.

# Retail



## ↑ Westquay Shopping Centre, Southampton

Another Hammerson Shopping Centre. A complex, curved and illuminated high level logo sign. Design by Benoy Branded Environments.

## ↗ Sotheby's London

One of London's leading auction houses. Rivermeade worked closely with the Sotheby's design team to develop a series of directional and location signs to complement the new reception area and reflect the qualities of the Sotheby's brand. Design by Rivermeade and Sotheby's.

## → Mailbox, Birmingham

A high end shopping and office development in the city centre of Birmingham. It serves as the base for BBC Birmingham and houses one of seven Harvey Nichols department stores in the United Kingdom. The signs are a fresh approach to directing visitors around a retail area. Design by Benoy Branded Environments.





# Retail



## ↑ Coal Drops Yard

Part of the exciting development behind King's Cross Station – an old industrial area transformed. A family of bronze directional and location signs. Design by Benoy Branded Environments.

## → Cardinal Place, London

A major retail and office development in London, covering over a million square feet across 3 buildings on Victoria Street. Rivermeade manufactured and installed the new branding signage, including wayfinding fingerposts, poster cases, and large illuminated signs, featuring bold, dynamic striped colorways.

## ↗ Bullring, Birmingham

A Hammerson shopping centre. The signs were designed to be easily updated to accommodate tenant changes. Design by Benoy Branded Environments.





# Hotels & resorts

---

Adare Manor Ireland

---

Art'otel, London

---

Belmond Cadogan London

---

Corinthia London

---

Hilton Park Lane

---

Kimpton Fitzroy London

---

London Hilton Metropole

---

Nomad

---

Principal Manchester

---

Rosewood London

---

Le Touessrok Mauritius

---

The Beaumont

---

The Peninsula London

---

↑ *The Peninsula, London*

Superbly situated alongside Hyde Park Corner and Wellington Arch, The Peninsula London occupies one of the city's most prestigious addresses. Newly built and impeccably designed to harmonise with the surrounding heritage buildings, the hotel is just steps away from Kensington Gardens, and other iconic attractions. Design Rivermeade & David Deai Design.

# Hotels & Resorts



↑ *Hilton Park Lane, London*

As part of the refurbishment of the conference and banqueting area of the hotel Rivermeade provided signs using individual bronze letters. Design by the GA Group.

↗ *The Peninsula, London*


Newly built and impeccably designed to harmonise with the surrounding heritage buildings, the hotel is just steps away from Kensington Gardens, and other iconic attractions. Design Rivermeade.

↗ *The Beaumont, London*

Opened in 2014, The Beaumont is a five-star luxury London hotel with an old world aesthetic and values inspired by the great hotels of the 1920s. Design by Rivermeade.

→ *Principal, Manchester*

Rivermeade provided wayfinding and sign design consultancy for six very different Principal hotels. This is the very successful conversion of a former landmark insurance building. Design by Rivermeade and Gorgeous Group.



# Hotels & Resorts



## ↑ *Le Touessrok Mauritius*

A simply beautiful and luxurious resort hotel. Site survey, design development and manufacture of a family of external signs. The extreme weather conditions on the island posed difficult challenges with the choice of materials and manufacturing specification. Design by Pentagram.

## ↗ *Art'otel London*

The bold colours, original ideas and unique art created by Signature Artist, Jaime Hayon, shape the design of the stylish bedrooms, suites and lobby. Design by Benoy Branded Environments.

## → *Kimpton Fitzroy London*

A fantastical looking 19th century landmark building in Bloomsbury with a famous ornate terracotta exterior. All internal and external signs. Design by Rivermeade.





# Residential

---

Battersea Power Station

---

Chelsea Barracks

---

Fenman House

---

Gasholders Building

---

Knightsbridge Gate, London

---

Manchester Life

---

One Kensington Gardens

---

One Thames City

---

Richmond Estate

---

Tapestry Building

---

Television Centre

---

West End Gate

---

↑ *Gasholders Building London*

Luxury apartments created within an old gas holder in an area behind King's Cross Station. All internal and external signs. Design by Benoy Branded Environments.

# Residential



## ↑ Chelsea Barracks London

One of the finest residential developments in London on an iconic site with 7 garden squares, town houses and apartments. All internal and external signs. Design by Squire & Partners.

## ↗ Richmond Bridge Estate London

A delightful estate of luxury apartments on the banks of the Thames. Rivermeade replaced the existing sign scheme with etched brass plates designed by Jeremy Pemberton, one of the residents.

## → One Kensington Gardens London

A development of luxurious apartments in Kensington. All internal and external signs – the individual letters fixed to a horizontal bar were a challenge to manufacture. Design by David Chipperfield Architects.



# Residential



↑ *Tapestry Building, King's Cross*

The industrial area behind King's Cross has been transformed with luxury residential buildings, shops and restaurants. Design by Benoy Branded Environments.

↗ *One Thames City, London*

Part of the prestigious development around the new American Embassy. This transformative project runs along the Thames from Nine Elms Road to Vauxhall, adding a modern, sophisticated touch to the skyline. Our team delivered bespoke internal and external signs.

→ *Knightsbridge Gate, London*

Knightsbridge Gate, an elegantly restored and enhanced Grade-II listed building offering residential, office and retail space. Design by Holmes Studio.



# Arts & Heritage



---

Castle Howard

---

English Heritage

---

National Portrait Gallery

---

National Trust

---

Natural History Museum

---

Sadler's Wells East

---

Science Museum

---

Stonehenge

---

The Box

---

The Fitzwilliam Museum

---

The V&A

---

Wellcome Collection

---

Waltham Forest

↑ *Natural History Museum, London*

The NHM has unveiled a significant outdoor green space dedicated to supporting urban nature, scientific research, and education. This area features an impressive bronze Diplodocus as a centrepiece. Our eye-catching signage features a mix of vibrant colours and intricate 3D sculptures, making the designs both visually appealing and engaging for visitors.



# Arts & Heritage



## ↑ English Heritage Stonehenge

The most visited EH site. Signs throughout the site made when the new Stonehenge Visitors' Centre opened in 2013. Design by Denton Corker Marshall.

## ➤ Castle Howard, Yorkshire

A striking new external sign scheme for Castle Howard made by Rivermeade designed by Whybrow Pedrola.

## ➔ Science Museum, London

The Adani Green Energy Gallery at the Science Museum. This major new gallery explores the urgent energy transition which is needed to limit climate change. Energy Revolution was designed by award winning architect and design studio Unknown Works.



# Arts & Heritage



## ↑ National Portrait Gallery, London

The *Inspiring People* project has transformed the NPG. This is a complete re-presentation of the collection combined with a significant re-furbishment of the building. Design by Benoy Branded Environments.

## ↗ Sadler's Wells East, London

Located in Queen Elizabeth Olympic Park, includes a cafe, bars, a 550-seat theatre, and six dance studios. Rivermeade installed striking signage designed by Benoy Branded Environments, using reeded glass and graphic content to enhance the venue's artistic identity.

## → The Box, Plymouth

The Box is Plymouth's major new museum, art gallery and archive. Galleries showcase the city's various collections, works of art, archive film and photography Design by Benoy Branded Environments..



# Arts & Heritage



## ↳ Waltham Forest, London

The Memorial Garden in Waltham Forest, dedicated to the late Queen Elizabeth II. The garden features Henry Moore's iconic artwork, The Arch,. This stunning piece now graces Fellowship Square, connecting with the Grade I listed Waltham Forest Town Hall and welcoming visitors into the beautifully landscaped gardens.

## → The Fitzwilliam, Cambridge

Interpretation signage for the newly renovated galleries. The museum's five main picture galleries now feature updated displays that emphasise the "rich and diverse history" of art from the 18th century onward. Rivermeade provided elegant signage and bespoke paper insert holders, that accept beautiful paper stock, that complements the exquisite exhibits, offering informative descriptions to all visitors. Design Holmes Studio.





# Education

---

BPP Business School

---

Brighton College

---

Catalyst

---

London Business School

---

Oxford Brookes University

---

OXCIS

---

Royal College of Art

---

University of Cambridge

---

University of Manchester

---

University of Oxford

---

University of Winchester

---

Royal Academy of Dance

---

→ *The Catalyst, Staffordshire*

The Catalyst is a University within a building. It brings together social, study teaching and support functions as well as delivering events space, community space, food outlets and more. Design by Benoy Branded Environments.

# Education



Brighton College London Business School

## ↑ Weston Library, Oxford

Part of the Bodleian Library, the main research library of the University of Oxford, reopened within the former New Bodleian Library building in Broad Street. Internal and external signs. Design by Benoy Branded Environments.

## ↗ The Catalyst, Staffordshire

A University hub providing world-class services and settings to support students through their education and towards their employment, the building will also welcome, both current and future students, staff and employers. Design by Benoy Branded Environments.

## → Oxford Brookes University

Opened in 2013 the John Henry Brookes Building has won national architectural awards. A family of internal and external signs. Design by Benoy Branded Environments.

# Education



## ↑ Brighton College, Brighton

The new cultural hub, designed by pioneering Dutch architects krf features: a 400-seat theatre, 13 new music rooms, a new dance school, a new Sixth Form centre, a new English department. Their first purpose-built computing and digital media department.

## → London Business School

LBS starts a new chapter with the opening of Sammy Ofer Centre, a state of the art teaching hub hosted within the Old Marylebone Town Hall building. All internal and external signs. Design by Benoy Branded Environments..



# Education



← *University of Winchester*

A family of internal and external signs including a series of very large monoliths. Design by Benoy Branded Environments.

↑ *Royal Academy of Dance*

The new global headquarters gives RAD better education and training facilities, a new shop and cafe.

These include seven brand new studios; the Aud Jepsen Studio Theatre; the Wolfson Library; and an archive housing and displaying a collection of over 75,000 dance and RAD related objects. Design by Wolfe Hall.

→ *University of Oxford*

For many years Rivermeade has manufactured and installed signs for the many buildings and areas operated by the University. Design by Benoy Branded Environments.





# Sports & Leisure

---

Emirates Stadium

---

London Aquatics Centre

---

London 2012 Olympics Stadium

---

Manchester City Stadium

---

The O2 Arena

---

The Oval

---

Oxford University Sports Centre

---

Sir Chris Hoy Velodrome

---

Twickenham Stadium

---

West Ham Stadium

---

Wimbledon AELTC

↑ Wimbledon AELTC, London

*"Firstly can I just reiterate how incredible all the wayfinding is looking. I know it has been a real push but you should all be incredibly proud of it, I know I am. Please extend my thanks to the wider team."*

Emily Kavanagh Collins

Creative Operations Lead Communications & Marketing AELTC



# Sports & Leisure



## ↑ Wimbledon AELTC, London

Rivermeade has successfully completed a major wayfinding project for The All England Lawn Tennis Club at Wimbledon. Some 750 individual signs were manufactured and installed across the Grounds and Centre Court in time for The Championships 2022



## ↗ Twickenham Stadium

The home of England Rugby. All of the external and internal signs at the time of the re-furbishment of the stadium in 2009. Design by Richard Conn.

## → Wimbledon AELTC, London

Additional work in No.1 Court area was completed in 2023. Many of the signs were extremely complex and included information kiosks and items of furniture. Design by Maynards.



# Health



↑ *Oak Cancer Centre, London*

A new research and treatment facility, funded by The Royal Marsden Cancer Charity. All signs designed, manufactured and installed by Rivermeade.

---

Anavo Care Home

---

Fetal Clinic

---

Oak Cancer Centre

---

The Manor Surgery

---

Schoen Clinic

---

St. Bernard's Hospital, Gibraltar

---

Whittington Hospital

---

# Health



↑ *Fetal Medicine Research Institute*

All interior and exterior signs on 5 floors of a modern hospital and research facility in South London occupied by the Fetal Medicine Foundation and King's College Hospital. Design by A21 Architects.


↗ *Anaxo Care Home Crewe*

Signs designed to be extremely easy to read. Simple sans serif text, controlled reflection, no sharp edges or corners, lower fixing heights, enhanced use of symbols. Designed by Rivermeade.

→ *Oak Cancer Centre, London*

A new research and treatment facility, funded by The Royal Marsden Cancer Charity. All signs designed, manufactured and installed by Rivermeade.





↑ Illuminated fire exit sign. A sign illuminated with a light sheet being tested. This illumination method provides a completely even light distribution with no spotting or highlights.

# Safety Signs

---

We have developed a premium range of fire safety and statutory signs made in high quality materials which will complement the most carefully designed interior.

We also provide a service to survey, plan and locate these signs following DDA 'best sign practice' and current UK and EU legislation.

---

# Safety signs



↑ *Quadrant 3, London. An illuminated*  
Fire exit sign developed for the  
Quadrant 3 building in Regent's Street.  
The sign housing has been made from  
bronze toned brass to match the metal  
finishes within the building.

↗ *Manchester Library & Town Hall.*  
A double sided non-illuminated sign  
held within a stove enamelled frame and  
suspended on stainless steel rods. The  
face panel is stove enamelled aluminium  
silk screen printed. This illustrates the  
quality difference between a Rivermeade  
manufactured sign and a conventional  
'off the shelf' solution.

→ *Bloomberg, London.*  
Fire exit sign, symbols and level  
indicator cut from aluminium. This  
unusual Fire exit graphic requires  
Building Control approval.





# Talk to us

---

Rivermeade  
Roslin Road  
London W3 8BW

Phone +44 (0) 208 896 6900  
Email [sales@rivermeade.com](mailto:sales@rivermeade.com)  
Web [rivermeade.com](http://rivermeade.com)

---

QUALITY & CRAFTSMANSHIP

**RIVERMEADE**

SINCE 1974